

# To create a hotmail e-mail address

[www.hotmail.com](http://www.hotmail.com) open this site

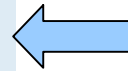


**Windows Live Hotmail.**

Sign up for our award-winning service.

- 2 GB of space - more storage for all your stuff
- New design - choose your own colors and layout
- Enhanced security - color codes for suspicious e-mail

**Sign Up**



Click Sign Up



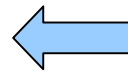
**Windows Live Hotmail**

[Learn more](#)

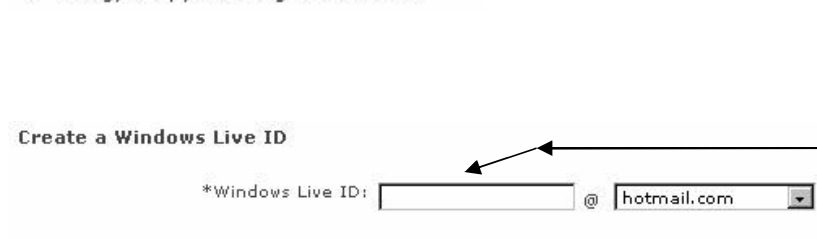
**Get it free**

**Free**

- A whopping 2 GB of inbox storage
- Enhanced security: color-coded alerts for suspicious e-mail
- Choose the full version or the streamlined classic version
- Choose your own colors and layout
- Preview window for all messages
- Drag, drop, and organize at will



Click Get it free



**Create a Windows Live ID**

\*Windows Live ID:  @

Enter the first part of your desired e-mail address. You may have to try this several times as popular choices will have already been used.



**Choose your password**

\*Type password:

Six-character minimum; case sensitive

Password strength:

\*Retype password:

Choose a password. You will need this each time you open your account. Password strength shows how secure your word is (whether someone could guess it). Change it if it says 'poor'.



**Enter password reset information**

E-mail address:

This must be different from your Windows Live ID

\*Question:

\*Secret answer:

Five-character minimum; not case sensitive

Ignore top box.

Select a question

Answer that question (and remember it)

**Your information**

\*First name:

\*Last name:

\*Gender:  Male  Female

\*Birth year:   
Example: 1999

\*Country/Region:

\*State:

\*ZIP code:

First name

Surname

Year of Birth (eg 1998)

United Kingdom

England

Postcode

**Type the characters you see in this picture**

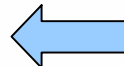


\*Type characters:

Type the characters exactly as they appear. For this example they would be:  
ENBKB53H

**Review and accept the agreements**

Clicking **I accept** means that you agree to the [Windows Live Service Agreement](#).



Click I accept

This should then take you into your new e-mail account and there will be a welcome note waiting for you.

Your new e-mail address will be shown at the top right hand side of the screen and will end with @hotmail.com